




# COUNILLOR ATTENDANCE AT MEETINGS

## FULL TOWN COUNCIL CIVIC YEAR 2018-2019

Councillor's Name	Possible Attendance	Date of Full Council Meeting																	Total Attendance	% Attendance
		24/05	14/06	28/06	26/07	09/08	23/08	27/09	25/10	15/11	22/11	13/12	10/01	24/01	28/02	14/03	28/03	18/04		
Buczowski, James	8	P	P	P	P	P	P	P	P										8	100.00
Emmett, Iain	17	P	P	P	P	P	P	P	P	P	P	P	P	P	P	P	P	P	17	100.00
Findlay, Ian	6												P	P	P	P	P	P	6	100.00
Johns, Janet	17	P	A	P	P	P	P	P	P	P	P	P	P	P	P	P	P	P	16	94.12
Thompson, Mike	17	A	P	P	P	P	P	P	P	P	P	P	P	P	P	P	A	P	15	88.24
Oxford, Michael	6												O	P	P	P	P	P	5	83.33
Baldwin, Kerry	15			P	P	P	P	P	P	P*	P	P	P	P	P	P	A	P	14	93.33
Haslett, Kathryn	17	P	P	A	A	P	P	P	P*	P	P	P	P	P	P	A	P	P	14	82.35
Knight, Lloyd	17	P	P	A	A	P	P	P	P	P	P	P	P	P	P	A	P	P	14	82.35
Oxford-Booth, Liza	17	P	P	P	P	A	A	P	P	P	P	P	P	P	P	P	P	A	14	82.35
Smith, Martin	17	P	P	P	P	A	A	P	P	P	P	P	P	P	P	P	A	P	14	82.35
Guest, Gordon	17	P	A	P	P	P	P	A	P	P	P	P	A	A	P	P	A	P	12	70.59
Andrews, Eileen	17	A	A	A	A	P	P	P	P	P	A	A	P	A	P	P	P	P	10	58.82
Jones, William	17	P	A	A	A	A	P*	P	A	P	P	P	P	P	P	P	A	A	10	58.82
Troak, Aisha	8										P	P*	P	O	O	A	O	P*	4	50.00
Barge, Jordann	17	P	P	A	A	P	P	P	O	A	P	O	A	O	A	A	O	O	6	35.29
Sinclair, Rachel	6	A	A	P	P	A	A												2	33.33
Barnes, Daniel	8	O	A	A	A	A	O	O	A										0	0.00

P = Present	66.67-100% attendance	
A = Absent with Apologies accepted	33.33-66.67% attendance	
O = Absent with no Apologies tendered	less than 33.33% attendance	
* = Present for only part of the meeting		