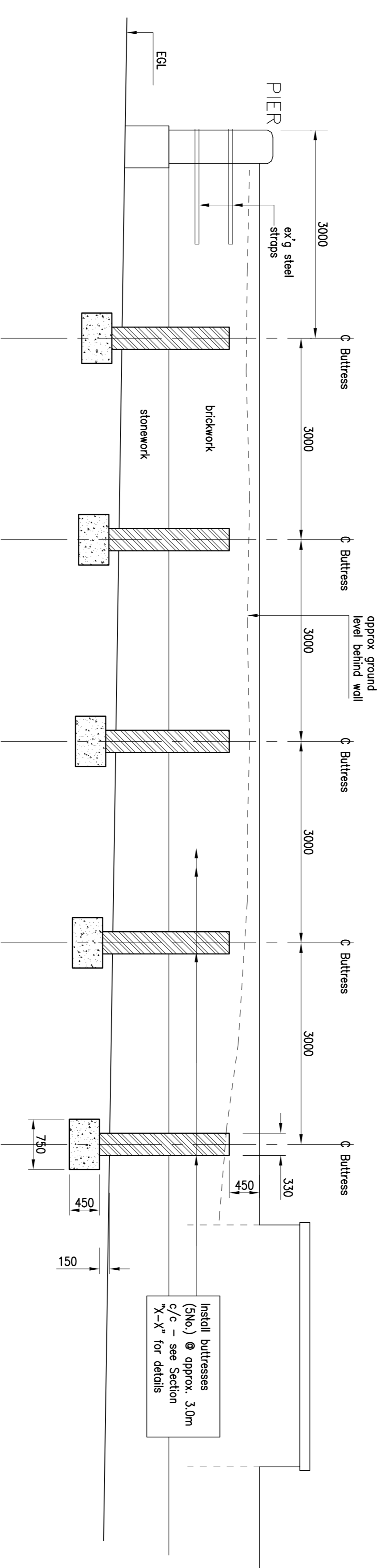
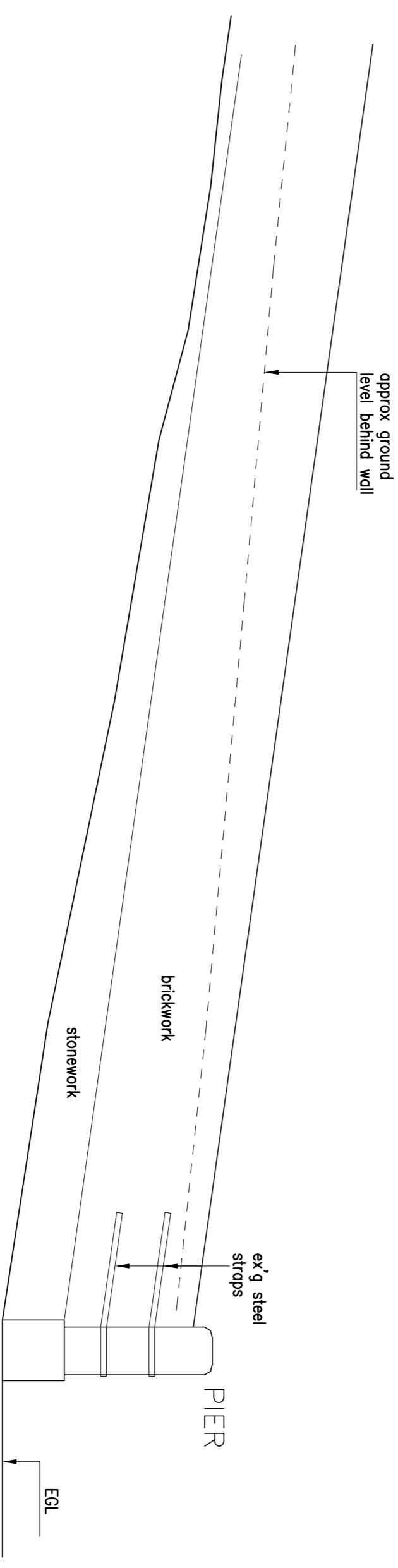


TYPICAL EXISTING SECTION "Y-Y" (1:25)

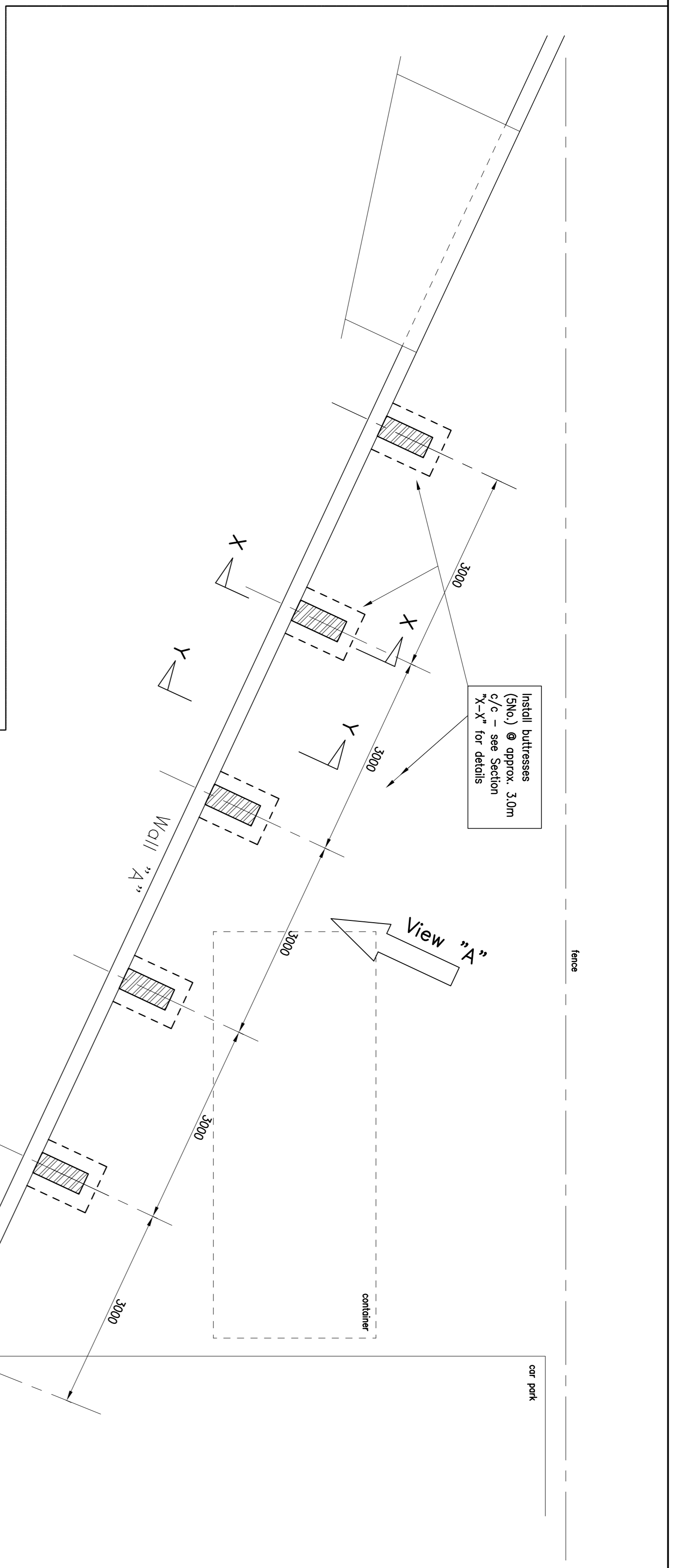
BUTRESS DETAIL SECTION "X-X" (1:25)



Elevation Wall "A" (1:50)



Elevation Wall "B" (1:50)



PLAN (1:50)

- SCHEDULE OF WORKS:**  
**WALL "A"**  
 1. Install buttresses (5No.) @ approx. 3.0m c/c - see detail section "X-X", etc.  
 2. All surfaces: Remove all vegetation. Treat roots with a proprietary poison.  
 3. Stone plinth: Areas of loose/damaged stonework are to be locally removed and rebuilt. Any new replacement stones to best match existing. Generally all surfaces are to be repointed. Use lime rich mortar.  
 4. Brickwork surfaces: Areas of loose brickwork, including coping, are to be locally removed and rebuilt. All damaged units to be replaced - new bricks to best match existing. Re-point surfaces as necessary. Use 1:1:6 (cement:lime:sand) mortar mix.
- SCHEDULE OF WORKS:**  
**WALL "B" & PIER**  
 1. All surfaces: Remove all vegetation. Treat roots with a proprietary poison.  
 2. Stone plinth: Areas of loose/damaged stonework are to be locally removed and rebuilt. Any new replacement stones to best match existing. Generally all surfaces are to be repointed. Use lime rich mortar.  
 3. Brickwork surfaces: Areas of loose brickwork, including coping, are to be locally removed and rebuilt. All damaged units to be replaced - new bricks to best match existing. Re-point surfaces as necessary. Use 1:1:6 (cement:lime:sand) mortar mix.

<p>DRAWING TITLE</p> <p>General Arrangement &amp; Details</p>		<p>Revision</p>	
<p>This Drawing is to be read in conjunction with all other relevant Architects and Engineers Drawings and Specifications. All dimensions are to be checked on site prior to commencement of work. This Drawing is copyright and shall not be reproduced without the permission of the Engineer.</p> <p>DO NOT SCALE OFF THIS DRAWING.</p>		<p>This Drawing is to be read in conjunction with all other relevant Architects and Engineers Drawings and Specifications. All dimensions are to be checked on site prior to commencement of work. This Drawing is copyright and shall not be reproduced without the permission of the Engineer.</p> <p>DO NOT SCALE OFF THIS DRAWING.</p>	
<p>NICHOLLS BASKER &amp; PARTNERS                  CONSULTING STRUCTURAL &amp; CIVIL ENGINEERS                  Arlington House, 15 Orchard Gardens, Teignmouth, Devon TQ14 8DS                  Email: info@nichollsasker.co.uk                  Tel: 01626 776121</p>		<p>Project: Proposed Strengthening of Boundary Wall (adjacent to west car park/reception building) @ Cullompton Cemetery, Inverton Road, Cullompton                  For: Cullompton Town Council</p>	
<p>Scales as shown @ A1</p>	<p>Date Dec 2018</p>	<p>Drawn AM</p>	<p>Drg No 17534/SE/01</p>